

General instructions


Cementation of a zirconia restoration (veneer) made of Prettau® zirconia on a natural tooth

Required tools and materials

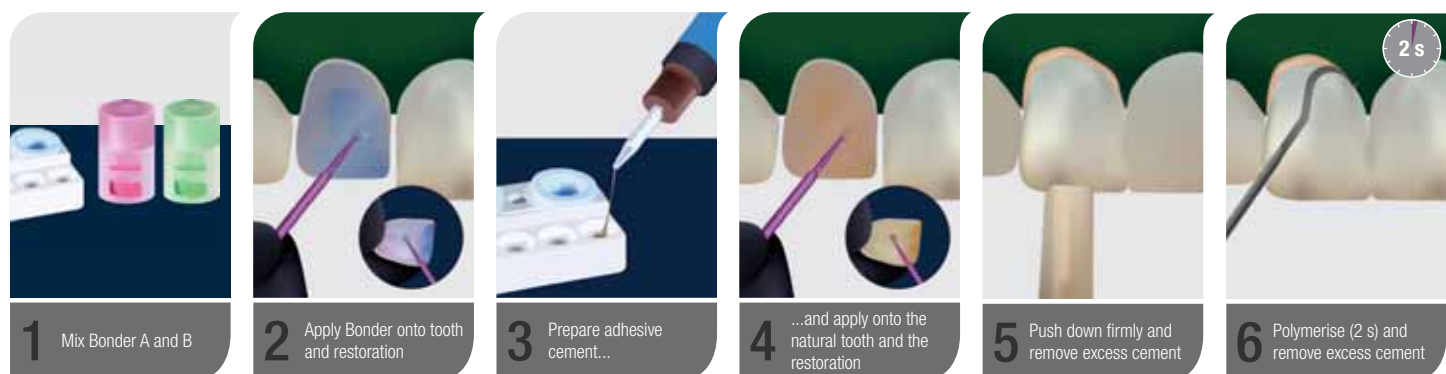
	Sand blaster (aluminium oxide: grain size 110 µm; 2,5 bar)		Single-use swab		Tool for removal of excess cement
	Steam cleaner		Etching gel*		Light curing lamp
	Dry and oil-free compressed air ISO/DIN 7494-2:2014-03		Ethanol* (without parabens and unperfumed)		Glycerine gel/Airblock*
	Bonder*		Adhesive cement*		

! *ATTENTION! Please follow the respective instructions from the manufacturer. Differences are possible due to simplified descriptions.


1. Pre-treatment/cleaning of the Prettau® zirconia restoration



2. Cementation of the crown



! Sandblast Prettau® 4 Anterior® (magnification 5000 x)



! **Recommendation for the preparation of the teeth:**
Clean the teeth and remove plaque. Protect mucosa.

! * ATTENTION!
Please follow the respective instructions from the manufacturer!
Differences are possible due to simplified descriptions.