

Zirkonzahn[®]

Human Zirconium Technology



PRETTAU[®] 3 DISPERSIVE[®]

The Zirkonzahn Culture

PRETTAU® 3 DISPERSIVE® ZIRCONIA STRUCTURE ON ANODISED TITANIUM BAR

Available data:

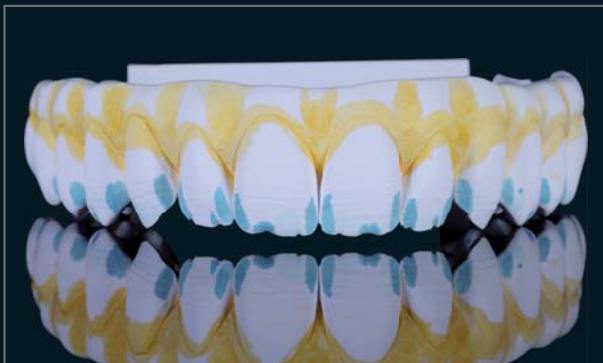
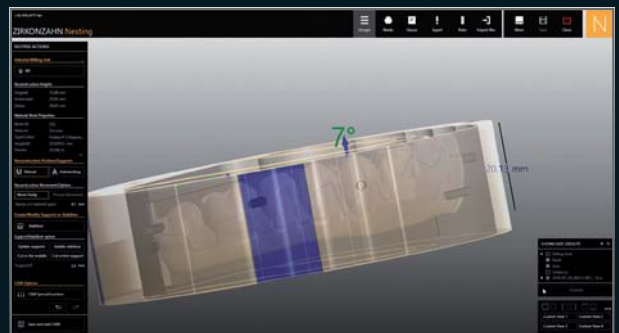
Photos, 3D facial scan data, digital oral situation, digitised master models

Planned restoration:

Prettau® 3 Dispersive® full arch bridge in the maxilla on anodised titanium bar

Realisation:

- *Digital mounting of the oral situation with the Face Hunter 3D facial scanner and PlaneSystem®*
- *Initial tooth set-up with Zirkonzahn.Modifier, individualisation of tooth shapes with selection from the Heroes Collection virtual tooth library*
- *Titanium bar design in the Zirkonzahn.Modellier software using the planned restoration as a situ scan; milling and subsequent digitisation of the titanium bar*
- *Adaptation of the planned upper jaw zirconia structure with minimal virtual cutback*
- *Positioning of the structure in Zirkonzahn.Nesting with colour gradient visualisation of the Prettau® 3 Dispersive® Gradual-Triplex-Technology, providing optimal alignment of the incisal aspect in the highly translucent blank area and the cervical area in the high strength region*
- *Milling of the aesthetic Prettau® Bridge in the M2 Dual Teleskoper milling unit*
- *Slight accentuation with Colour Liquid Prettau® Aquarell Intensive, sintering at 1500°C*
- *Glazing with 3D Base Glaze and characterisation with ICE Stains 3D by Enrico Steger*
- *Minimal veneering of the gingiva (0,4–0,5 mm) with Fresco Gingiva ceramic pastes and of the anterior region with Fresco Enamel pastes; slight polishing*
- *Gold-coloured anodisation and cementation of the titanium bar in the zirconia structure*



100 % DIGITALLY DESIGNED, MINIMAL AESTHETIC LAYERING


DT Alexander Lichtmannegger – Zirkonzahn Education Center Brunico, South Tyrol, Italy





NEW! PRETTAU® 3 DISPERSIVE® WITH GRADUAL-TRIPLEX-TECHNOLOGY

- The quality zirconia is already imbued with colour, translucency and flexural strength gradients during the production process:
 1. Cervically increasing flexural strength; extremely high flexural strength at the neck of the tooth
 2. Incisally increasing translucency; highly translucent incisal edge
 3. Natural colour gradient from dentine to enamel
- Indicated for reduced or monolithic single crowns, inlays, onlays, veneers and bar-supported multi-unit bridges; especially suited for monolithic design
- No ceramic chipping (thanks to monolithic design); fast sintering of single crowns possible
- Structures can be individually characterised with Colour Liquid Prettau® Aquarell Intensive, ICE Ceramics, Fresco Ceramics and ICE Stains 3D by Enrico Steger



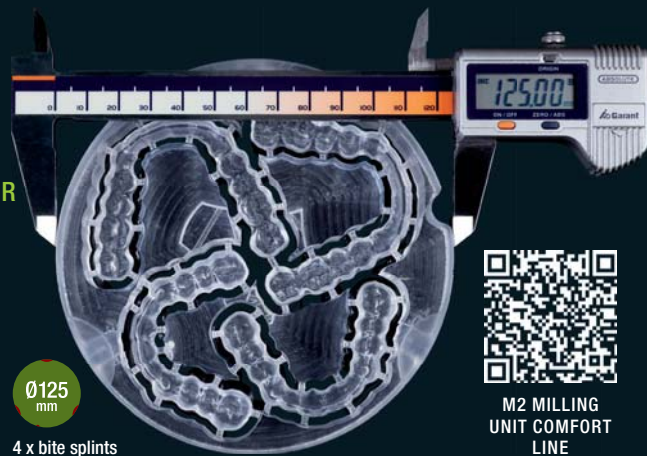

* Average value of the biaxial flexural strength from several test series

HUMAN ZIRCONIUM TECHNOLOGY

Zirkonzahn Worldwide – Tel +39 0474 066 680 – info@zirkonzahn.com – www.zirkonzahn.com

NEW! 1 ORBIT – 4 DIAMETERS 125, 106, 98 AND 95 mm

M2 MILLING UNIT COMFORT LINE, WITH EXTRA LARGE TELESKOPER ORBIT. FULLY AUTOMATIC, FLEXIBLE, VIBRATION-FREE



WEAB2681EN=