

Zirkonzahn[®]

Human Zirconium Technology



MOCK-UP

THE ZIRKONZAHN CULTURE

MOCK-UP IN MULTISTRATUM® FLEXIBLE

COMMUNICATION TOOL BETWEEN DENTIST, DENTAL TECHNICIAN AND PATIENT

A young patient requested an aesthetic restoration for his anterior teeth (13–23). In order to ensure the best possible care, a mock-up was realised following precise working steps.

First, a digital impression of the patient's oral situation was taken with the Detection Eye intraoral scanner. The acquired scans were then transferred into the Model Maker module of the Zirkonzahn.Modifier software to design a patient-specific model for the upper and lower jaws. In addition, the model bases were provided with a special connection which allowed a subsequent plaster-free articulation with the JawAligner. The final designed models were then printed with the 3D P4000 Printer and the Printer Resin Waterbased Beige by Zirkonzahn.

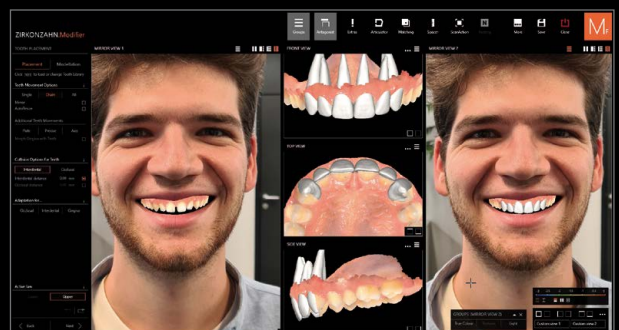
In the Zirkonzahn.Modifier software, was also designed the mock-up for the upper jaw anterior teeth, which was then milled out of a Multistratum® Flexible resin blank.

To verify the final mock-up, the models were plaster-free articulated in the PS1 articulator. Finally, the mock-up was tried intraorally to assess function, aesthetics and phonetics aspects.



NEW! DETECTION EYE

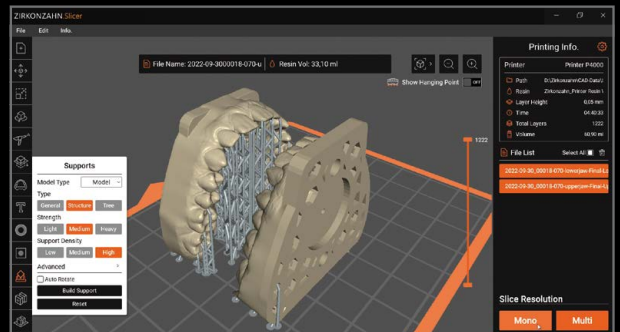
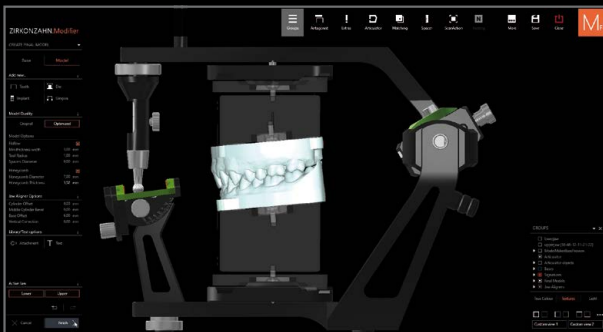
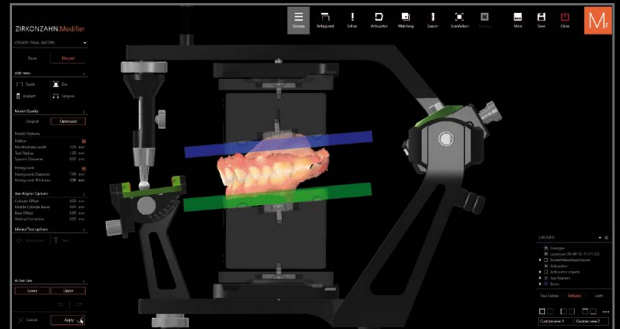
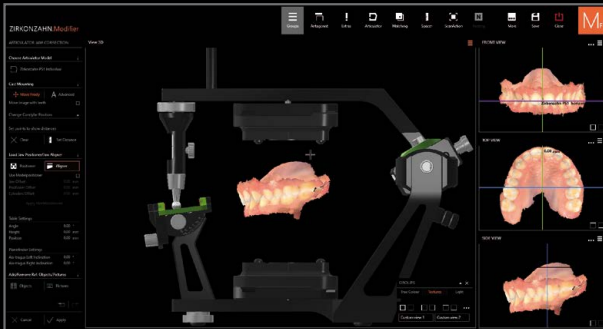
Intraoral scanner for taking digital impressions characterised by high scanning speed, accuracy as well as low weight. The scanner is easy to use and the choice of two different tips makes the treatment more comfortable.



PLASTER-FREE ARTICULATION

WITH THE JAWALIGNER IN THE PS1 ARTICULATOR

The new JawAligner are magnetic spacer plates available in different heights which allow to fix in the articulator milled as well as 3D-printed models without using plaster.



NEW! JAWALIGNER PS1 INCLINED

Magnetic spacer plates in two different heights and with an inclination of 5° for a plaster-free articulation of the models in the PS1 articulator.




NEW! JAWALIGNER PS1 STRAIGHT

Magnetic spacer plates in three different heights for a plaster-free articulation of the models in the PS1 articulator.



NEW! JAWALIGNER ZS1

Magnetic spacer plates for two different heights for a plaster-free articulation of full-arch models (printed or milled) in the Mini-Arti ZS1 articulator.



With the corresponding accessories, the JawAligner PS1 are compatible with all Artex articulators of 126 mm height as well as with SAM 2P, 2PX and 3 articulators (not with +15 versions). The range of compatible articulators is constantly expanded.

PRINTED MODELS IN THE ARTICULATOR

COMPATIBILITY OF THE JAWALIGNER CONNECTION

Thanks to the standardised connection and the corresponding JawAligner, milled and printed models can be fixed in the PS1 articulator, the GS1 plaster articulator and the Mini-Arti ZS1 to simulate the patient's jaw movements. With the corresponding accessories, the JawAligner PS1 are also compatible with other articulators.



PS1 ARTICULATOR

Physical and virtual articulator designed with special geometries to simulate patient-specific rotating, sliding and closing jaw movements. In Zirkonzahn scanners, models can be scanned together with the PS1 and then transferred into the virtual articulator.



GS1 PLASTER ARTICULATOR

Articulator for plastering models and checking opening and closing movements, specially conceived to protect the PS1 articulator from plaster residues and water. A specific calibration key creates a synchronisation with the PS1 articulator.



MINI-ARTI ZS1

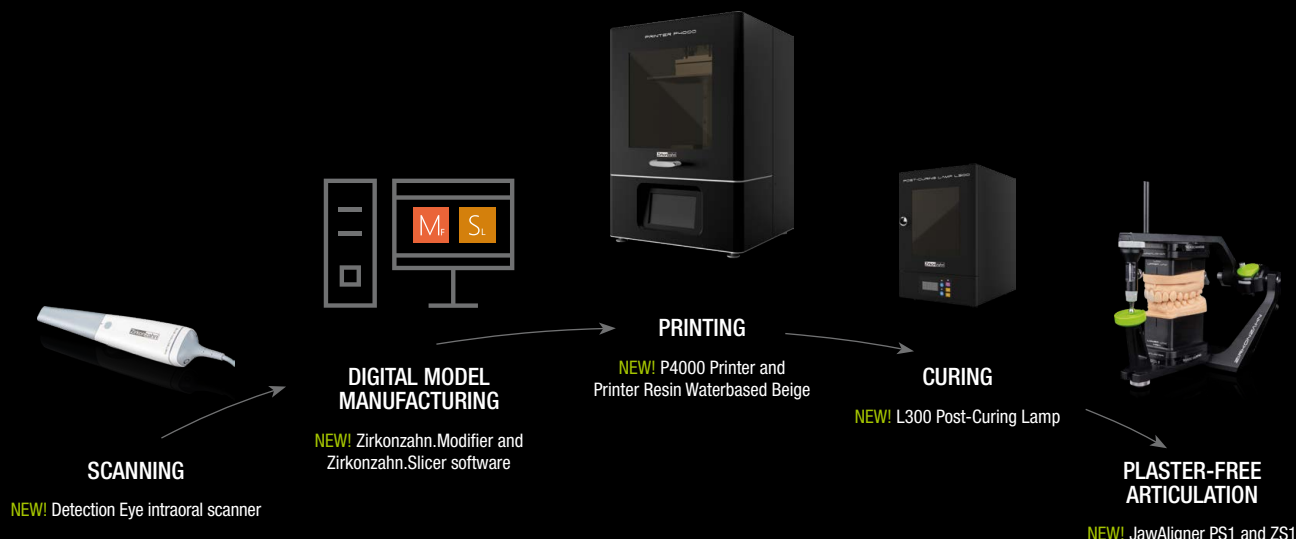
Small articulator for checking the occlusion of small bridges and single crowns. Opening, closing, protrusion, retrusion and laterotrusion movements can also be simulated. For milled as well as printed models.

ABSOLUTE PLANNING SECURITY

FOR BEST RESULTS AND HIGH PATIENT SATISFACTION

DT Alexander Lichtmannegger – Zirkonzahn Education Center Brunico, South Tyrol, Italy





P4000 SYSTEM FOR 3D PRINTING

COMPLETE, ADD-ON PACKAGE FOR ZIRKONZAHN'S DIGITAL WORKFLOW

With the new P4000 system for 3D printing, Zirkonzahn provides dentists and dental technicians with a pre-set package specially conceived for the dental workflow and the manufacture of resin dental models. The system, which includes the P4000 Printer, the Zirkonzahn.Slicer software and the L300 Post-Curing Lamp, works ideally in combination with the Printer Resins and Printer Resins Waterbased by Zirkonzahn, available in many colours and for different uses.

MULTISTRATUM® FLEXIBLE

HIGH-PERFORMANCE RESIN WITH NATURAL COLOUR GRADIENT

- Particularly flexible; the risk of fracturing is greatly reduced
- High durability
- Favourable processing qualities
- Biocompatible, without residual monomers
- Unique aesthetics thanks to the natural colour gradient from dentine to enamel
- Ideal for the manufacturing of long-term provisionals and prototypes
- Up to 10 years of oral durability

AVAILABLE IN
Ø 95 mm AND 98 mm



This is an international advertisement. Not all products mentioned are available in all countries. The product's field of application may vary depending on the country. Please contact your sales team for more information. All information is subject to change. Errors and omissions excepted. Version: 10/05/2023



WEAB2693EN=