

Zirkonzahn®

Human Zirconium Technology

ZIRKONOFEN TURBO

Speed beyond any expectations

ZIRKONOFEN TURBO

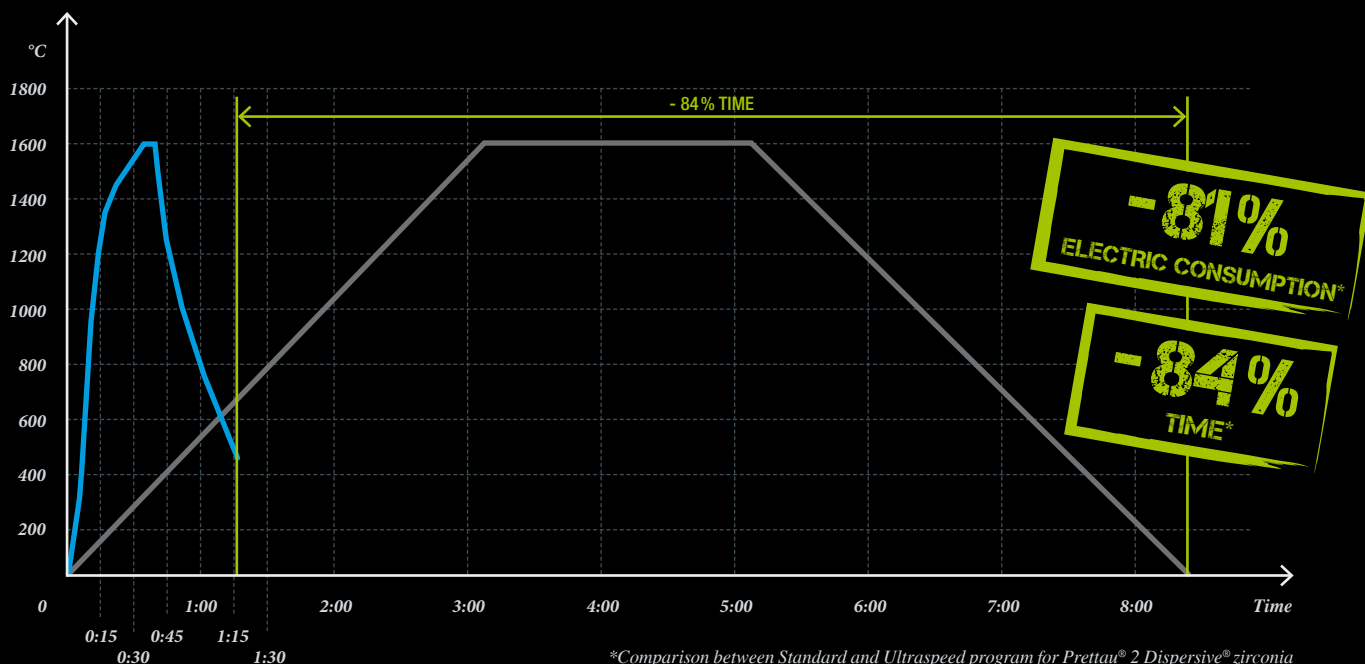
A NEW ERA BEGINS

With the Zirkonofen Turbo and its pre-set fast sintering programs perfectly adapted to each kind of Zirkonzahn zirconia, it is now possible to sinter small zirconia structures in about 75 minutes. This cuts processing time by 84% and reduces electric consumption by 81%. As a result, small zirconia structures can be created and finished in 1 hour and 55 minutes only.

Via its touchscreen, the user can download and install the updates directly in the furnace by means of an existing Internet connection, perform temperature calibrations independently and create individual sintering programs in addition to the already existing ones.

1	SLOW PROGRAM – 12 h	HEAVY	≥ 5 g PER UNIT	...
2	STANDARD PROGRAM – 8 h	MEDIUM	3–5 g PER UNIT	 SHORTEST PROGRAM – 45 min
3	SPEED PROGRAM – 3 h	LIGHT	2–3 g PER UNIT	 LARGE NUMBER OF PRE-SET PROGRAMS
4	ULTRASPEED PROGRAM – 75 min	SUPER LIGHT	≤ 2 g PER UNIT	 PERSONALIZED SINTERING PROGRAMS

The Speed and Ultraspeed programs should not be used for sintering structures with a wall thickness ≥ 4 mm. Therefore, when selecting the sintering speed, attention must be paid to the structure wall thickness and weight.





Turbo sintering of zirconia (75 minutes only)



120 Cylindrical sintering chamber with room for up to 120 zirconia elements



4 MoSi₂ high-performance heating elements



Large sintering chamber with a volume of 0.9 l



Over 1500 minutes of sintering time per program



Baking Recovery function



Remote control via Zirkonzahn.App



Programmable process start



Update via LAN or WiFi



Heating rate up to 150 °C/min



Cooling rate up to 80 °C/min



Optimized cooling through fully automatic sintering platform



Maximum sintering temperature of 1700 °C



Control accuracy of +/- 2 °C at a final temperature of 1600 °C



Independent temperature calibration




Large number of pre-set programs



Personalized sintering programs



Compact, modern design with high-quality full glazing



With the new *Zirkonzahn.App*, the furnace can be monitored remotely, meaning that all necessary information is quickly and easily visible.

The cylindrical shape of the sintering chamber, with a volume of 0.9 l, ensures optimum heat distribution and a uniform sintering of all zirconia structures. Using three sintering trays stacked on top of each other (1) (2) or the ceramic plate (3), makes it possible to sinter up to 120 zirconia elements or 3 full arches with sintering stabilizer in just one sintering process. For a deformation-free framework, the base of the trays should be covered with special sintering granules. In order to prevent discoloration or contamination of the zirconia bridges, it is recommended to cover them with a ceramic protection cover, which guarantees – in combination with the ceramic plate – optimal heat distribution thanks to its curved shape.



(1)




(2)



(3)




WATCH THE VIDEO



Heating elements and temperature sensor



Cylindrical sintering chamber



Status display via LED lighting

Green = idle mode

Purple = heating and holding phase

Light blue = cooling phase

Red = error

High-resolution 7" color touchscreen



75 MIN ONLY

- 81% ELECTRIC CONSUMPTION



High-quality full glazing with hardened Securit glass ISO 12150

Sintering tray for up to 120 zirconia elements

Automated sintering platform

HUMAN ZIRCONIUM TECHNOLOGY

Zirkonzahn USA Inc. – Phone +1 800 989 8931 – Fax +1 800 699 1813 – infousa@zirkonzahn.com

Zirkonzahn Worldwide – Phone +39 0474 066 680 – info@zirkonzahn.com – www.zirkonzahn.com

Dimensions (W x H x D)	15.3 x 27.1 x 19.2 in
Weight	65 kg
Electrical power	3000 W
Mains voltage	200–240 V~ / 50–60 Hz
Sintering chamber volume	0.9 l
Sintering chamber (Ø x H)	Ø 4.1 x 4.1 in
Max. temperature	1700 °C
Materials	Zirkonzahn zirconia, zirconia from other manufacturers
Vacuum	No
Capacity	Up to 120 zirconia elements (with sintering trays) or up to 3 full arches (with ceramic plate)



WEAB5381US=